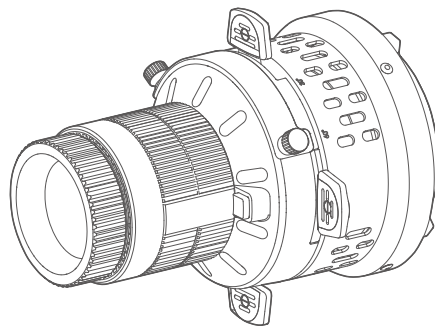


合格证
QC PASS

Godox



Wechat
Official Account
神牛微信公众号

深圳市神牛摄影器材有限公司

地址: 深圳市宝安区福海街道塘尾社区福川工业区厂房2栋 电话: 0755-29609320(8062)

传真: 0755-25723423 邮箱: godox@godox.com

GODOX Photo Equipment Co.,Ltd.

Add.: Building 2, Yaochuan Industrial Zone, Tangwei Community, Fuhai Street, Bao'an District,

Shenzhen 518103, China Tel: +86-755-29609320(8062) Fax: +86-755-25723423

E-mail: godox@godox.com

godox.com

Made in China | 705-BPSE00-00



BP-SE FOR LED

LED 灯投影筒

Godox BP-SE LED Projection
Attachment for Flat Head Bowens

使用手册

Instruction Manual

前言

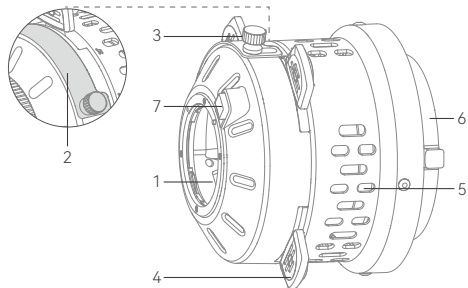
感谢您购买神牛产品!

神牛全新推出一款 LED 平头灯投影筒 BP-SE For LED, 适用于神牛 LED 灯(平头保菜口); 其操作便捷, 含卡槽设计, 光效设定上更自由; 它可以是聚光灯, 追光灯, 亦或是投影灯; 能够为您提供聚光、追光、光束切割、光学变焦、光束投影、光束造型等特色光效。

适用机型

本产品适用于神牛LED灯(平头保菜口) 如: LA150R、LA200R、LA300R、LA300Bi。

部件名称



1. 镜头安装口
2. 投影片夹槽/光阑槽
3. 螺丝栓
4. 切光片
5. 散热孔
6. 平头保菜口
7. 镜头拆卸按钮

注: 切光组可360°旋转。

BP-SE For LED BP65 Kit 物料清单

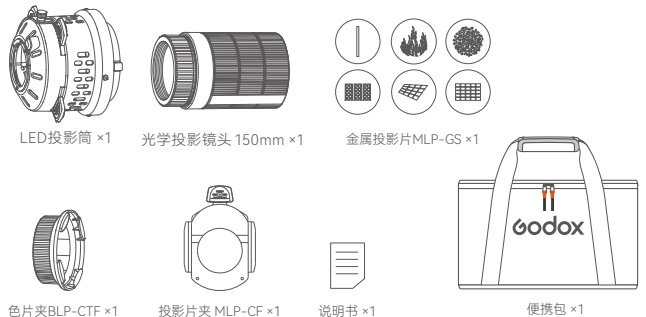


01

BP-SE For LED BP85 Kit 物料清单



BP-SE For LED BP150 Kit 物料清单



注意: 本产品光学镜头卡口采用的是EF卡口, 切勿使用相机镜头卡口替代使用, 否则产生的高温会破坏相机镜头。

另购附件

光学投影镜头65mm、光学投影镜头85mm、光学投影镜头150mm、可调光阑MLP-ID、色片色彩组SA-11C、色片色温组SA-11T

安装投影片夹

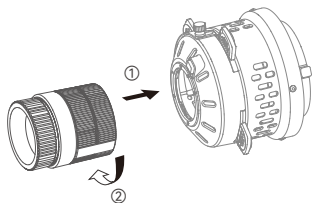
逆时针拧松投影筒的两个螺丝栓(只需要拧松,不需要拧下),滑开槽盖,将装好投影片的投影片夹插入槽中即可安装完毕。



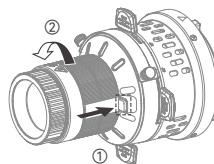
注:另购的光阑也可参照此安装方式,但投影片夹与光阑不可同时装入。

镜头装卸

1. 将镜头对准投影筒上的镜头安装口插入,接着顺时针旋转镜头,镜头拆卸按钮会“叮”一声自动锁紧,镜头安装完成。

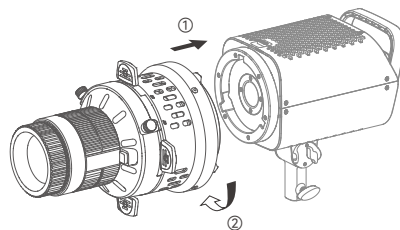


2. 如需取下镜头,按住投影筒上的镜头拆卸按钮后逆时针旋转镜头即可取下。

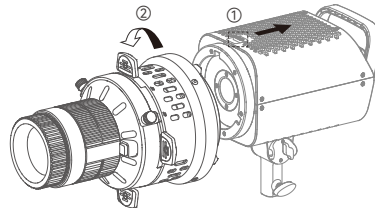


投影筒装卸 (以LA300R灯具为例)

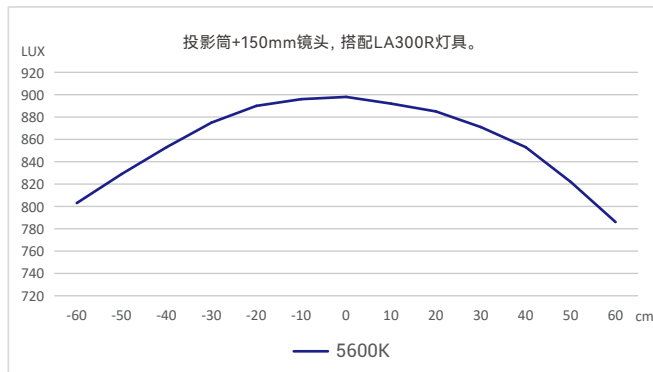
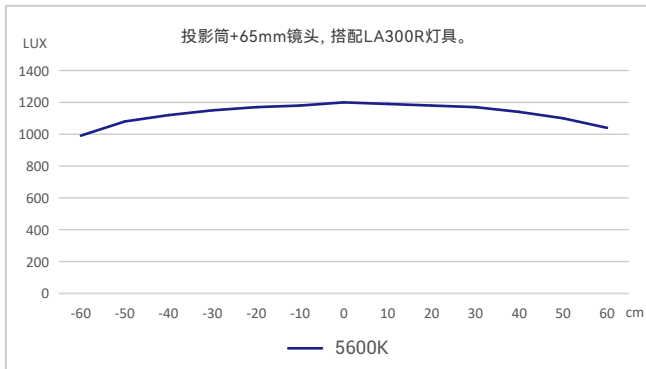
1. 将投影筒卡口对准 LA300R 卡口插入,接着顺时针旋转投影筒,LA300R 的卡口推制将自动锁紧,即安装完成。



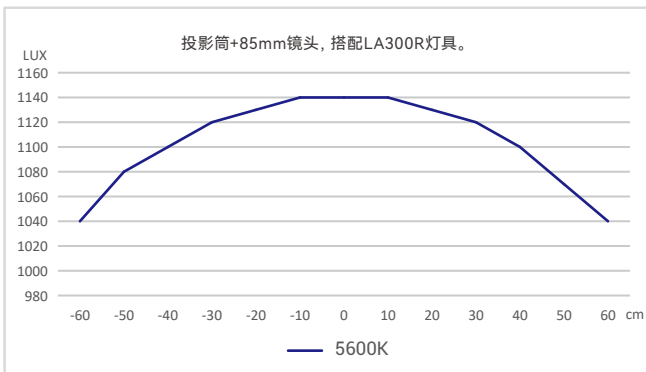
2. 按住 LA300R 的卡口推制,接着逆时针旋转投影筒,可将投影筒卸下。



不同镜头光斑均匀度



以上数据非绝对值, 为平均值, 数据皆在 LA300R 灯具 100%亮度下进行。



照度数据

投影机搭配不同镜头(灯具为 LA300R)

色温	测试条件	照度单位	1m	2m	3m	5m
2800K	LA300R 裸灯	lux	≈9630	≈2460	≈1100	≈408
		fc	≈894	≈228	≈102	≈38
	搭配 65mm 镜头	lux	≈10300	≈2180	≈907	≈318
		fc	≈960	≈202	≈84	≈30
	搭配 85mm 镜头	lux	≈17900	≈3650	≈1510	≈535
		fc	≈1660	≈339	≈140	≈50
搭配 150mm 镜头	lux	≈55900	≈9660	≈3890	≈1320	
	fc	≈5200	≈898	≈361	≈122	
3200K	LA300R 裸灯	lux	≈9830	≈2530	≈1120	≈419
		fc	≈913	≈235	≈104	≈39
	搭配 65mm 镜头	lux	≈10700	≈2250	≈929	≈331
		fc	≈990	≈209	≈86	≈31
	搭配 85mm 镜头	lux	≈18400	≈3760	≈1550	≈548
		fc	≈1710	≈349	≈144	≈51
搭配 150mm 镜头	lux	≈57700	≈9960	≈3980	≈1360	
	fc	≈5360	≈925	≈370	≈126	
4300K	LA300R 裸灯	lux	≈9630	≈2490	≈1100	≈408
		fc	≈895	≈231	≈102	≈38
	搭配 65mm 镜头	lux	≈10500	≈2210	≈918	≈327
		fc	≈978	≈205	≈85	≈30
	搭配 85mm 镜头	lux	≈18200	≈3710	≈1530	≈539
		fc	≈1690	≈344	≈142	≈50
搭配 150mm 镜头	lux	≈57200	≈9880	≈3950	≈1340	
	fc	≈5310	≈918	≈367	≈125	
5600K	LA300R 裸灯	lux	≈9130	≈2330	≈1030	≈385
		fc	≈849	≈217	≈96	≈36
	搭配 65mm 镜头	lux	≈9950	≈2100	≈868	≈309
		fc	≈924	≈195	≈81	≈29
	搭配 85mm 镜头	lux	≈17200	≈3510	≈1450	≈512
		fc	≈1600	≈327	≈135	≈48
搭配 150mm 镜头	lux	≈54500	≈9380	≈3760	≈1270	
	fc	≈5060	≈872	≈349	≈118	
6500K	LA300R 裸灯	lux	≈8390	≈2150	≈948	≈356
		fc	≈779	≈199	≈88	≈33
	搭配 65mm 镜头	lux	≈9190	≈1940	≈801	≈286
		fc	≈854	≈180	≈74	≈27
	搭配 85mm 镜头	lux	≈15900	≈3230	≈1330	≈473
		fc	≈1480	≈300	≈124	≈44
搭配 150mm 镜头	lux	≈50300	≈8670	≈3470	≈1180	
	fc	≈4670	≈805	≈322	≈110	

以上测试皆在灯体 100%亮度且投影机设为聚光状态下进行。

规格参数

	投影机(不包含镜头)	65mm 光学投影镜头	85mm 光学投影镜头	150mm 光学投影镜头
尺寸≈	220mm×220mm×118mm	80mm×80mm×83mm	80mm×80mm×89mm	80mm×80mm×129mm
净重≈	1.3kg	0.5kg	0.5kg	0.7kg

设计和规格如有变更,恕不另行通知。

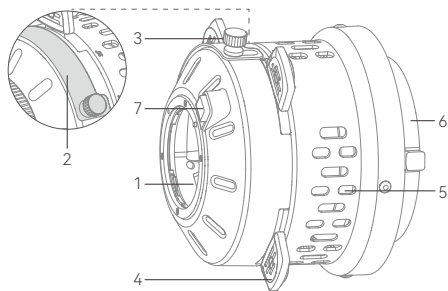
Foreword

Thank you for purchasing !
BP-SE For LED is designed for Godox LED lights with flat head Bowens mount with characteristics such as convenient operations, slot design and free effect settings. It offers users a range of unique lighting effects including spotlighting, chasing, beam cutting, optical zooming, beam projection, and beam shaping.

Applicable Models

Godox LED lights with flat head Bowens mount such as: LA150R, LA200R, LA300R and LA300Bi.

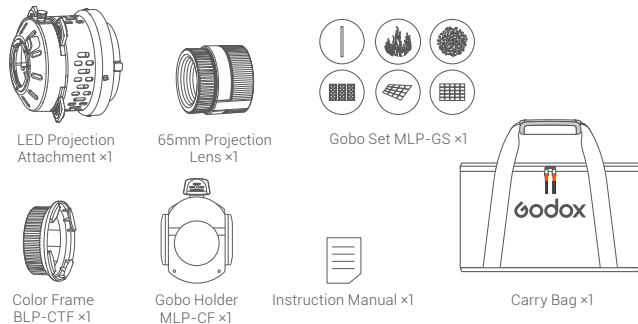
Name of Parts



1. Lens Mount
2. Gobo Holder Slot/
Iris Diaphragm Slot
3. Screw Bolt
4. Shutter Blade
5. Thermovent
6. Flat Head Bowens Mount
7. Lens Disassembly Button
8. 1/4" Mounting Hole

Note: The top dial allows for 360-degree rotation

What's Inside BP-SE For LED BP65 Kit



What's Inside BP-SE For LED BP85 Kit



What's Inside BP-SE For LED BP150 Kit




Note: This product utilizes an EF lens mount for optical lenses. Do not use a camera lens mount as a substitute, as the generated high temperature may damage the camera lens.

Optional Accessories

Optical Projection Lens 65mm, Optical Projection Lens 85mm, Optical Projection Lens 150mm, Adjustable Iris Diaphragm MLP-ID, Color Effects Set SA-11C, Color Temperature Adjustment Set SA-11T.

Installation of Gobo Holders

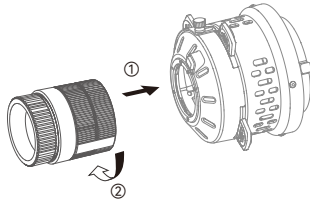
Loosen the screw bolt on the projection attachment counterclockwise(only loosen, do not remove them), slide open the gobo holder cap, and put the gobo into the gobo holder then insert into slot.



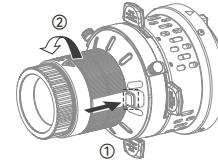
Note: The optional Iris Diaphragm can also be installed in the same way, but they can not be installed at the same time.

Lens Installation and Disassembly

1. Insert the lens into the lens mount on the projection attachment, then rotate it clockwise until the lens disassembly button automatically locks up with a "ting".

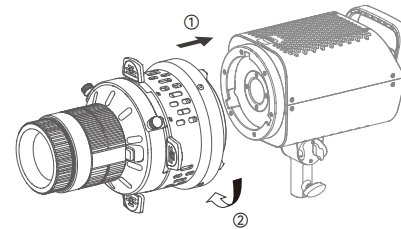


2. To remove the lens, press and hold the lens disassembly button on the projection attachment and rotate the lens anticlockwise to remove it.

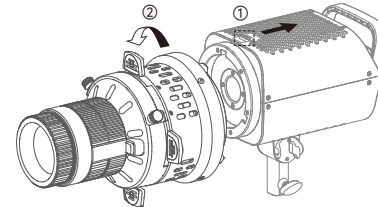


Projection Attachment Installation and Disassembly (take LA300R as an example)

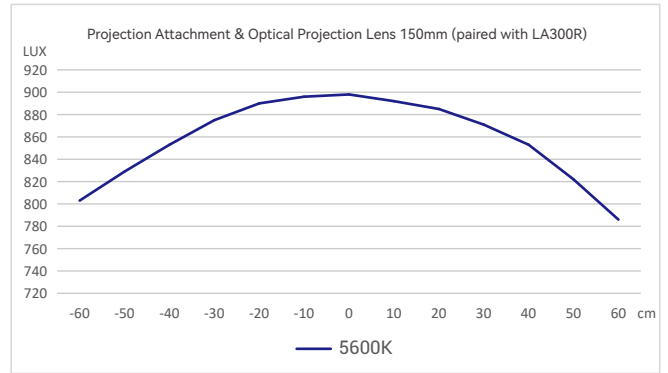
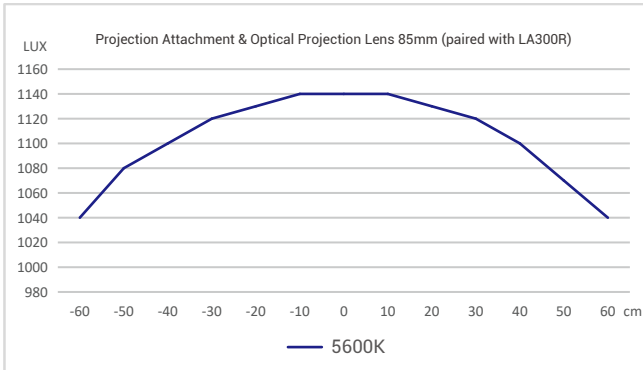
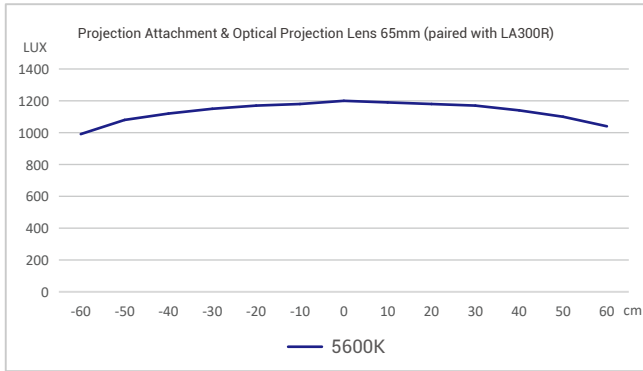
1. Insert the projection attachment mount into the LA300R mount, then rotate the projection attachment clockwise until the mount locking pusher of LA300R bayonet automatically locks up.



2. To remove the projection attachment, press and hold the mount locking pusher of LA300R, and then rotate the projection attachment anticlockwise to remove it.



Beam Uniformity of Different Lens



Please note that the above data is not absolute, but rather an average value. All data was obtained during testing of the LED light LA300R at 100% brightness.

Photometric Data

Combine the Projection Attachment with Different Lenses (paired with LA300R)

CCT	Test Condition	Unit	1m	2m	3m	5m	
2800K	LA300R Bare Light	lux	≈9630	≈2460	≈1100	≈408	
		fc	≈894	≈228	≈102	≈38	
	With 65mm Lens	lux	≈10300	≈2180	≈907	≈318	
		fc	≈960	≈202	≈84	≈30	
	With 85mm Lens	lux	≈17900	≈3650	≈1510	≈535	
		fc	≈1660	≈339	≈140	≈50	
	With 150mm Lens	lux	≈55900	≈9660	≈3890	≈1320	
		fc	≈5200	≈898	≈361	≈122	
	3200K	LA300R Bare Light	lux	≈9830	≈2530	≈1120	≈419
			fc	≈913	≈235	≈104	≈39
With 65mm Lens		lux	≈10700	≈2250	≈929	≈331	
		fc	≈990	≈209	≈86	≈31	
With 85mm Lens		lux	≈18400	≈3760	≈1550	≈548	
		fc	≈1710	≈349	≈144	≈51	
With 150mm Lens		lux	≈57700	≈9960	≈3980	≈1360	
		fc	≈5360	≈925	≈370	≈126	
4300K		LA300R Bare Light	lux	≈9630	≈2490	≈1100	≈408
			fc	≈895	≈231	≈102	≈38
	With 65mm Lens	lux	≈10500	≈2210	≈918	≈327	
		fc	≈978	≈205	≈85	≈30	
	With 85mm Lens	lux	≈18200	≈3710	≈1530	≈539	
		fc	≈1690	≈344	≈142	≈50	
	With 150mm Lens	lux	≈57200	≈9880	≈3950	≈1340	
		fc	≈5310	≈918	≈367	≈125	
	5600K	LA300R Bare Light	lux	≈9130	≈2330	≈1030	≈385
			fc	≈849	≈217	≈96	≈36
With 65mm Lens		lux	≈9950	≈2100	≈868	≈309	
		fc	≈924	≈195	≈81	≈29	
With 85mm Lens		lux	≈17200	≈3510	≈1450	≈512	
		fc	≈1600	≈327	≈135	≈48	
With 150mm Lens		lux	≈54500	≈9380	≈3760	≈1270	
		fc	≈5060	≈872	≈349	≈118	
6500K		LA300R Bare Light	lux	≈8390	≈2150	≈948	≈356
			fc	≈779	≈199	≈88	≈33
	With 65mm Lens	lux	≈9190	≈1940	≈801	≈286	
		fc	≈854	≈180	≈74	≈27	
	With 85mm Lens	lux	≈15900	≈3230	≈1330	≈473	
		fc	≈1480	≈300	≈124	≈44	
	With 150mm Lens	lux	≈50300	≈8670	≈3470	≈1180	
		fc	≈4670	≈805	≈322	≈110	

Technical Data

	Projection tube(excluding lens)	Projection lens 65mm	Projection lens 85mm	Projection lens 150mm
Size≈	220mm×220mm×118mm	80mm×80mm×83mm	80mm×80mm×89mm	80mm×80mm×129mm
Net weight≈	1.3kg	0.5kg	0.5kg	0.7kg

Specifications and data may subject to changes without notice.

The above tests were all conducted with the light at 100% brightness and the project lens set to spotlight mode.

产品保修

尊敬的用户, 本保修卡是申请保修服务的重要凭证, 请您配合销售商填写并妥善保管, 谢谢!

产品信息	型号	产品条码
用户信息	姓名	联系电话
	通信地址	
销售商信息	名称	
	联系电话	
	通信地址	
	销售日期	
备注		

注: 此表应由销售商盖章确认。

产品信息

本文件适用于相关《产品保修信息》(见后面说明)所列产品, 其他非属此范围的产品或部件(如促销品、赠品及其他出厂后附加的部件等)不在此保修承诺内。

保修期

产品及部件的相应保修期按相关的《产品保修信息》执行。保修期自产品首次购买日起算, 购买日以购买产品时保修卡登记日期为准。

如何获得保修服务

您可直接与产品销售商或授权服务机构联系, 也可拨打神牛产品售后服务电话, 与我们联系, 由我们的服务人员为您安排服务。申请保修时, 您应提供有效的保修卡作为保修凭证, 方可获得保修。如您不能提供有效的保修卡, 则在我们确认产品或部件属于保修范围的情况下, 也可以为您提供保修, 但这不作为我们的义务。

不适用保修的情况

如产品存在下列情况, 本文件项下的保证和服务将不适用: ①产品或部件超过相应保修期; ②错误或不适当使用、维护或保管导致的故障或损坏, 如: 不当搬运; 非按产品合理预期用途使用; 不当插拔外接设备; 跌落或外力挤压; 接触或暴露于不当温度、溶剂、酸碱、水浸或潮湿环境; ③由非神牛授权机构或人员安装、修理、更改、添加或拆卸造成的故障或损坏; ④产品或部件原有识别信息被修改变更或删除; ⑤无有效保修卡; ⑥使用非合法授权、非标准或非公开发行的软件造成的故障或损坏; ⑦因不可抗力或意外事件造成的故障或损坏; ⑧其他非因产品本身质量问题导致的故障或损坏。遇上述情况, 您应向相关责任方寻求解决, 神牛对此不承担任何责任。因非在保修期或保修范围内的部件、附件或软件导致产品不能正常使用的, 不是保修范围内的故障。产品使用过程中正常的脱色, 磨损和消耗, 不是保修范围内的故障。

产品保修和服务支持信息

产品的保修期和服务类型按以下《产品保修信息》执行:

产品类别	选件名称	保修期(月)	保修服务类型
部件	电路板	12	客户送修
	电池	3	客户送修
	充电器等带电性能的部件。	12	客户送修
其他	如外壳、保护罩、锁紧装置、包装等。	无	无保修

神牛产品售后服务电话 0755-29609320-8062

Warranty

Dear customers, as this warranty card is an important certificate to apply for our maintenance service, please fill in the following form in coordination with the seller and safe-keep it. Thank you!

Product Information	Model	Product Code Number
Customer Information	Name	Contact Number
	Address	
Seller Information	Name	
	Contact Number	
	Address	
	Date of Sale	
Note		

Note: This form shall be sealed by the seller.

Applicable Products

The document applies to the products listed on the Product Maintenance Information (see below for further information). Other products or accessories (e.g. promotional items, giveaways and additional accessories attached, etc.) are not included in this warranty scope.

Warranty Period

The warranty period of products and accessories is implemented according to the relevant Product Maintenance Information. The warranty period is calculated from the day (purchase date) when the product is bought for the first time, and the purchase date is considered as the date registered on the warranty card when buying the product.

How to Get the Maintenance Service

If maintenance service is needed, you can directly contact the product distributor or authorized service institutions. You can also contact the Godox after-sale service call and we will offer you service. When applying for maintenance service, you should provide valid warranty card. If you cannot provide valid warranty card, we may offer you maintenance service once confirmed that the product or accessory is involved in the maintenance scope, but that shall not be considered as our obligation.

Inapplicable Cases

The guarantee and service offered by this document are not applicable in the following cases: ① The product or accessory has expired its warranty period; ② Breakage or damage caused by inappropriate usage, maintenance or preservation, such as improper packing, improper usage, improper plugging in/out external equipment, falling off or squeezing by external force, contacting or exposing to the improper temperature, solvent, acid, base, flooding and damp environments, etc; ③ Breakage or damage caused by non-authorized institution or staff in the process of installation, maintenance, alternation, addition and detachment; ④ The original identifying information of product or accessory is modified, alternated, or removed; ⑤ No valid warranty card; ⑥ Breakage or damage caused by using

illegally authorized, nonstandard or non-public released software; ⑦ Breakage or damage caused by force majeure or accident; ⑧ Breakage or damage that could not be attributed to the product itself. Once met these situations above, you should seek solutions from the related responsible parties and Godox assumes no responsibility. The damage caused by parts, accessories and software that beyond the warranty period or scope is not included in our maintenance scope. The normal discoloration, abrasion and consumption are not the breakage within the maintenance scope.

Maintenance and Service Support Information

The warranty period and service types of products are implemented according to the following Product Maintenance Information:

Product Type	Name	Maintenance Period(month)	Warranty Service Type
Parts	Circuit board	12	Customer sends the product to designated site
	Battery	3	Customer sends the product to designated site
	Electrical parts e.g. battery charger, etc.	12	Customer sends the product to designated site
Other Items	Power cord, sync cable, lamp body, lamp cover, locking device, package, etc.	No	Without warranty

Godox After-sale Service Call +86-755-29609320(8062)