

Godox



WEC-C1

充电盒
Charging Case
使用手册
Instruction Manual

前言

感谢购买神牛产品！

欢迎使用神牛相机版无线领夹麦克风充电盒WEC-C1，本产品内置三个卡槽，可同时收纳三台机器并为其充电。三个充电指示灯方便监测机器的充电状态，而外部数字屏显则方便监测充电盒自身电量。

使用本产品之前，请仔细阅读说明书，以便正确操作及使用。

主要特点：

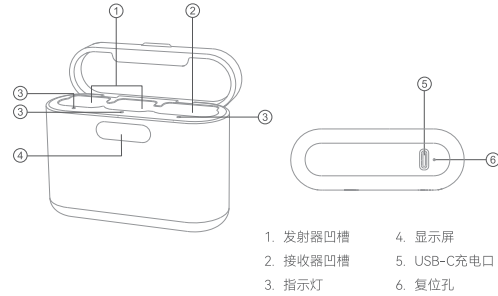
- 内置锂电池，可同时为三台机器充电；
- 三个充电指示灯显示机器充电状态；
- 外部数字屏显展示自身电量；
- 通过USB-C接口充电；

警告

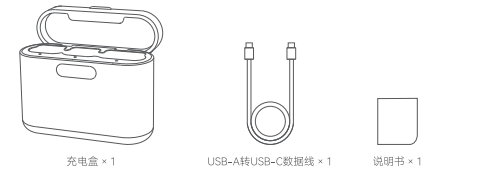
- △ 请勿私自拆卸、改装或尝试维修本产品。产品如出现故障须由本公司或授权的维修人员进行检查维修。
- △ 请保持干燥，请勿用湿手握持本产品，亦不可将产品浸入水中或暴露于雨中。
- △ 请勿将本产品存放在阳光直射的地方、加热装置附近或者炎热、潮湿或多尘的地方。
- △ 请勿让儿童接触本产品，以避免发生意外。
- △ 请勿在易燃易爆环境中使用。在这些场合下，请注意相关警告标识。
- △ 请勿放置在超过50度的高温环境中。
- △ 请仔细阅读并遵守由厂商提供的警告或指示。

- △ 如果电池更换不当会有爆炸危险，只能用同样类型或等效类型的电池来更换，仅维修人员可更换，非一般人员更换。
- △ 电池不得暴露在诸如日照，火烤或类似过热环境中。
- △ 消费者若使用电源适配器充电，则应购买配套使用获得CCC认证并满足标准要求电源适配器。

产品结构



包装清单



温馨提示：
说明书中的图片均为示意图，仅供参考。由于产品不断更新与升级，产品实物与图片可能存在差异，请以实物为准。

使用说明

将产品放入充电盒内并打开盒盖时：首先检测产品是否插入对应凹槽内，顶针接触到产品的充电触点后，盒内对应的指示灯会亮起，然后检测产品是否为满电状态，如果不满电则开始充电直至产品充满。开盖后，充电盒上的指示灯与数显会同时亮起，充满后指示灯与数显同时长亮五秒后熄灭。

将产品放入充电盒内并关上盒盖时：产品进入关机状态并充电，充满电后不再补充电量，充电盒数显在1分钟后熄灭。

充电盒自身充电时：数显为0-100递增，充满后数显为100并保持长亮状态。

指示灯状态	意义
充电盒白色闪烁（亮0.25s/灭0.25s）	为产品充电中
充电盒长亮白色	产品充满电

规格参数

名称	充电盒
型号	WEC-C1
锂电池参数	3.7V \approx 1400mAh, 5.18Wh
USB-C输入	5V \approx 1.3A
续航时间	大约可为三台机器充电两次
充电时间	约2小时
工作环境温度	-10~50℃
尺寸	63mmx85mmx30mm
净重	84g

规格参数如有变更，恕不另行通知。

维护保养

避免跌落：如果受到强烈碰撞或振动，设备可能会发生故障。

保持干燥：本产品是非防水产品，如果将其浸入水中或放置于高湿度的环境中将可能发生故障。内部构造生锈可能会导致无法修理的损害。

避免温度骤变：温度的突变，诸如在寒冷天进出温暖的大楼将可能会使产品内部结露。为避免结露，请将本产品事先装入手提袋或塑料包内，以防温度突变。

远离强磁场：无线电广播发射机等设备产生的强静电或强磁场可能会干扰本产品正常工作。
如有技术更改，恕不另行通知。

产品保修

尊敬的用户，本保修卡是申请保修服务的重要凭证，请您配合销售商填写并妥善保管，谢谢！

产品信息	型号	产品条码
	姓名	联系电话
用户信息	通信地址	
销售商信息	名称	
	联系电话	
	通信地址	
	销售日期	
备注		

产品信息

本文件适用于相关《产品保修信息》(见后面说明)所列产品，其他非属此范围的产品或部件（如促销品、赠品及其他出厂后附加的部件等）不在此保修承诺内。

保修期

产品及部件的相应保修期按相关的《产品保修信息》执行。保修期自产品首次购买日起算，购买日以购买产品时保修卡登记日期为准。

如何获得保修服务

要保修服务，您可直接与产品销售商或授权服务机构联系，也可拨打神牛产品售后服务电话，与我们联系，由我们的服务人员为您安排服务。申请保修时，您应提供有效的保修卡作为保修凭证，方可获得保修。如您不能提供有效的保修卡，则在我们可确认产品或部件属于保修范围的情况下，也可以为您提供保修，但这不作为我们的义务。

不适用保修的情况

如产品存在下列情况，本文件项下的保证和服务将不适用 ① 产品或部件超过相应保修期；② 错误或不适当使用、维护或保管导致的故障或损坏，如：不当搬运；非按产品合理预期用途使用；不当插拔外接设备；跌落或外力挤压；接触或暴露于不当温度、溶剂、酸碱、水湿或潮湿环境；③ 由非神牛授权机构或人员安装、修理、更改、添加或拆卸造成的故障或损坏；④ 产品或部件原有识别信息被修改变更或删除；⑤ 无有效保修卡；⑥ 使用非法授权、非标准或非公开发行的软件造成的故障或损坏；⑦ 因不可抗力或意外事件造成的故障或损坏；⑧ 其他非因产品本身质量问题导致的故障或损坏。遇上述情况，您应向相关责任方寻求解决，神牛对此不承担任何责任。因非在保修期或保修范围内的部件、附件或软件导致产品不能正常使用的，不是保修范围内的故障，产品使用过程中正常的折旧、磨损和消耗，不是保修范围内的故障。

产品保修和服务支持信息

产品的保修期和服务类型按以下《产品保修信息》执行：

产品类别	选件名称	保修期(月)	保修服务类型
部件	电路板	12	客户送修
	电池	3	客户送修
	充电器等带电性能的部件	12	客户送修
其他	如电池盒、防风棉、防风毛罩、锁紧装置、手提绳、扎带、魔术贴、领夹、便携袋、包装等	无	无保修

神牛产品售后服务电话 0755-29609320-8062

Foreword

Thank you for purchasing!
WEC-C1 is the charging case of Godox's latest wireless lavalier microphone system for cameras. It has three built-in slots, which can store and charge three devices at the same time. Three indicators inside conveniently show charging status of the devices, while the number display outside clearly shows the battery level of itself. Please read this manual carefully before using to make sure the correct operation and exert the optimum function.

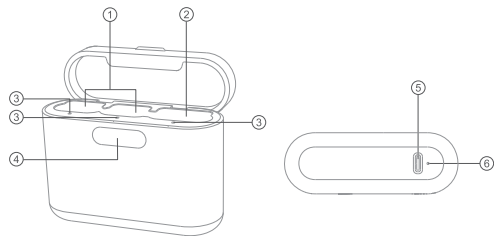
Main Features

- Built-in lithium battery can charge three devices at the same time.
- Three indicators inside show charging status of the devices.
- Number display outside shows the battery level of itself.
- Support charging through USB-C cable.

Warning

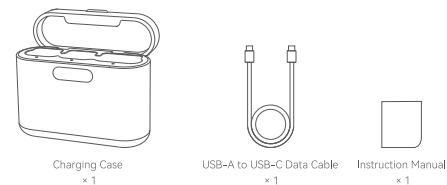
- ⚠ Do not disassemble. Should repairs become necessary, this product must be sent to our Company or an authorized maintenance center.
- ⚠ Always keep this product dry. Do not use in rain or damp conditions.
- ⚠ Do not leave or store this product in the environment of direct sunlight, near heating devices, or in hot, humid or dusty.
- ⚠ Keep out of reach of children.
- ⚠ Do not use in flammable and explosive environments. Pay attention to the relevant warning signs.
- ⚠ Do not leave or store the product if the ambient temperature reads over 50°C.
- ⚠ Please read carefully and follow the warnings or instructions provided by the manufacturer.

Structure of Product



1. Transmitter's Slot
2. Receiver's Slot
3. Indicator
4. Display
5. USB-C Charging Port
6. Reset Hole

What's Inside



Note:
Due to continuous updates and upgrades of the products, there may be differences between the actual products and the pictures. Therefore, the pictures are for reference only, products to prevail in kind.

Instructions for Use

Put the devices into the charging case and open the lid: The case will first detect whether the devices are correctly inserted into the corresponding slots, the corresponding indicators in the case will light up if the pins inside touched the charging points of the devices. Then it will detect whether the devices are fully charged, if not, it will start charging until the devices are fully charged. The indicators and number display will light up at the same time if the charging case lid is open, and turn off after the devices are fully charged in 5s.

Put the devices into the charging case and close the lid: The devices will shut down and be charged until they are fully charged. The number display will be off in 1min after closing the lid.

Charging the case itself: The number display will increase gradually from 0 to 100, and remain 100 after the charging case is fully charged.

Indicator Status	Meaning
Indicators inside the charging case flash white every 0.25s	Charging the devices
Indicators inside the charging case are constant on white	The devices are fully charged

Technical Data

Name	Charging Case
Model	WEC-C1
Lithium Battery Parameters	3.7V \approx 1400mAh, 5.18Wh
USB-C Input	5V \approx 1.3A
Working Time	Charge 3 devices for about twice
Charging Time	Approx. 2h
Working Environment Temperature	-10~50°C
Dimension	2.48"x3.35"x1.18"
Net Weight	84g

Specifications and data may subject to changes without notice.

Maintenance

Avoid falling. Strong collision or vibration may malfunction the device.
Keep dry. This product is not water-proof. Malfunction, rust, and corrosion may occur and go beyond repair if soaked in water or exposed to high humidity.
Avoid sudden temperature changes. Condensation happens in sudden temperature changes such as the circumstance when taking the product out of a building with higher temperature to outside in winter. Please put the product in a handbag or plastic bag beforehand.
Keep away from strong magnetic field. The strong static or magnetic field produced by devices such as radio transmitters leads to malfunction.
Specifications and data may subject to changes without notice.

FCC Statement

This device complies with part 15 of the FCC Rules. Operation is subject to the following two conditions:
(1) This device may not cause harmful interference, and
(2) this device must accept any interference received, including interference that

may cause undesired operation.
Any Changes or modifications not expressly approved by the party responsible for compliance could void the user's authority to operate the equipment.

Note: This equipment has been tested and found to comply with the limits for a Class B digital device, pursuant to part 15 of the FCC Rules. These limits are designed to provide reasonable protection against harmful interference in a residential installation. This equipment generates uses and can radiate radio frequency energy and, if not installed and used in accordance with the instructions, may cause harmful interference to radio communications. However, there is no guarantee that interference will not occur in a particular installation. If this equipment does cause harmful interference to radio or television reception, which can be determined by turning the equipment off and on, the user is encouraged to try to correct the interference by one or more of the following measures:
-Reorient or relocate the receiving antenna.
-Increase the separation between the equipment and receiver.
-Connect the equipment into an outlet on a circuit different from that to which the receiver is connected.
-Consult the dealer or an experienced radio/TV technician for help.

Declaration of Conformity

GODOX Photo Equipment Co.,Ltd. hereby declares that this equipment are in compliance with the essential requirements and other relevant provisions of Directive 2014/35/EU,2014/30/EU. They are allowed to be used in all EU member states. For more information of DoC, Please click this web link:
<https://www.godox.com/eu-declaration-of-conformity>

Warranty

Dear customers, as this warranty card is an important certificate to apply for our maintenance service, please fill in the following form in coordination with the seller and safe-keep it. Thank you!

Product Information	Model	Product Code Number
	Name	Contact Number
Customer Information	Address	
Seller Information	Name	
	Contact Number	
	Address	
	Date of Sale	
Note		

Note: This form shall be sealed by the seller.

Applicable Products

The document applies to the products listed on the Product Maintenance Information (see below for further information). Other products or accessories (e.g. promotional items,giveaways and additional accessories attached,etc.) are not included in this warranty scope.

Warranty Period

The warranty period of products and accessories isimplemented according to the relevant Product Maintenance Information. The warranty period is calculated from the day(purchase date) when the product is bought for the first time,and the purchase date is considered as the date registered onthe warranty card when buying the product.

How to Get the Maintenance Service

If maintenance service is needed, you can directly contact the product distributor or authorized service institutions. You can also contact the Godox after-sale service call and we will offer you service. When applying for maintenance service, you should provide valid warranty card. If you cannot provide valid warranty card, we may offer you maintenance service once confirmed that the product or accessory is involved in the maintenance scope, but that shall not be considered as our obligation.

Inapplicable Cases

The guarantee and service offered by this document are not applicable in the following cases: ①. The product or accessory has expired its warranty period; ②. Breakage or damage caused by inappropriate usage, maintenance or preservation, such as improper packing, improper usage, improper plugging in/out external equipment, falling off or squeezing by external force, contacting or exposing to the improper temperature, solvent, acid, base, flooding and damp environments, etc; ③. Breakage or damage caused by non-authorized institution or staff in the process of installation, maintenance, alteration, addition and detachment; ④. The original identifying information of product or accessory is modified, alternated, or removed; ⑤. No valid warranty card; ⑥. Breakage or damage caused by using illegally authorized, nonstandard or non-public released software; ⑦. Breakage or damage caused by force majeure or accident; ⑧. Breakage or damage that could not be attributed to the product itself. Once met these situations above, you should seek solutions from the related responsible parties and Godox assumes no responsibility. The damage caused by parts, accessories and software that beyond the warranty period or scope is not included in our maintenance scope. The normal discoloration, abrasion and consumption are not the breakage within the maintenance scope.

Maintenance and Service Support Information

The warranty period and service types of products are implemented according to the following Product Maintenance Information:

Product Type	Name	Maintenance Period(month)	Warranty Service Type
Parts	Product Main Body	12	Customer sends the product to designated site
	Battery	3	Customer sends the product to designated site
	Charger, Electrical Parts etc.	12	Customer sends the product to designated site
Other Items	Battery Case, Windscreen Foam, Wind Cap, Locking Device, Lanyard, Tie, Velcro Tape, Clip, Bag, Package etc.	No	Without warranty

Godox After-sale Service Call 0755-29609320-8062



合格证

QC Certificate



Godox Audio Wechat Official Account



Overseas Official Accounts & Updates

深圳市神牛摄影器材有限公司
地址: 深圳市宝安区福海街道锦程社区福川工业区厂房2栋 电话: 0755-29609320(8062)
传真: 0755-25723423 邮箱: godox@godox.com

GODOX Photo Equipment Co., Ltd.
Add.: Building 2,Yaochuan Industrial Zone, Tangwei Community, Fuhai Street, Bao'an District, Shenzhen 518103, China Tel: +86-755-29609320(8062) Fax: +86-755-25723423
E-mail: godox@godox.com

www.godox.com
Made in China I 705-WEC10-00

